

The #StyleCHALLENGE





What is the Style Challenge?

The style challenge was started by an instagrammer, [@beautifulness87](#). The idea is to draw yourself or a character in the style of different cartoons.

Some popular styles

- The Simpsons
- PowerPuff Girls
- Your own style
- Realistic
- Disney
- Tim Burton
- Dragon Ball Z
- Adventure Time
- Invader Zim




Your Assignment:

Create at least 3 self portraits in the styles listed above or any of your favorite cartoons. They can be on one page or multiple. You can do more than 3!



Supplies: whatever you have available at home.

I completed my challenge digitally using the free app Adobe Draw. You can use an app, pencil and paper, markers, colored pencils, whatever supplies you can find. If you don't have drawing paper or copy paper, you can draw on the back of something, a piece of cardboard, the inside of a cereal box, etc. be flexible and get creative.



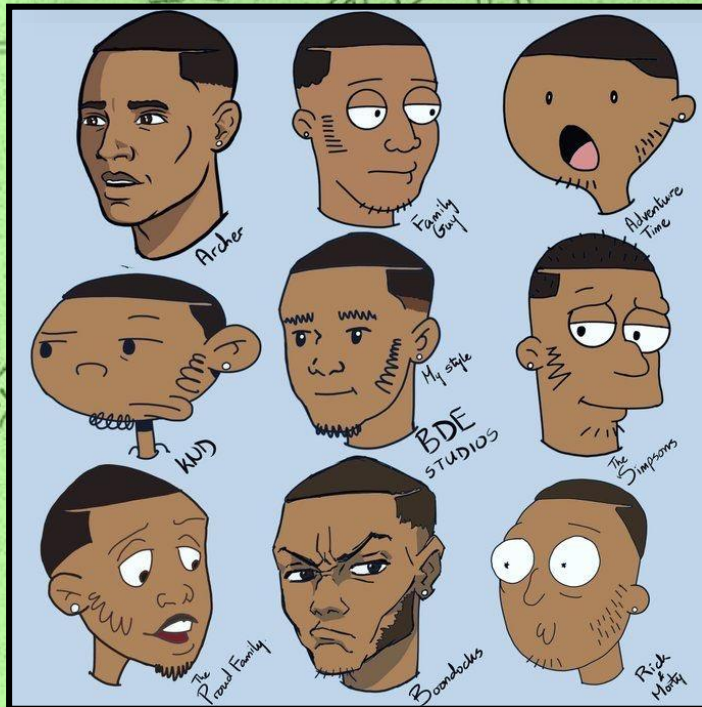

DO YOUR BEST WITH WHAT YOU HAVE AVAILABLE



Here are some examples I created of myself.



Other Examples:



Once you have finished your #StyleChallenge you can click on the link under the project description to make yourself into a PowerPuff Girl Character. Remember to get your parents permission first.

Photograph your work of art with your smart device and share with Mr. Herring either through his e-mail or the Ebby Halliday ES Facebook page. You can also download your PowerPuff Girls character and share. I can't wait to see what you have created!

